


# Bonide Sales Tips




## Repels-All Animal Repellent Ready-to-Use

Keep animals away with Bonide Repels-All Animal Repellent Spray! Do you have nuisance animals like squirrels, deer, rabbits, chipmunks, skunks, raccoons, porcupines, or groundhogs invading your lawn, ornamental garden, or planting areas? Bonide Repels-All is an easy and affordable way to keep more than a dozen different wild animal species away from these areas. Repels-All acts as a natural deterrent to squirrels, deer, rabbits, chipmunks, mice, skunks, rats, beavers, raccoons, porcupines, birds, groundhogs and even more pests!

This unique blend contains natural ingredients that cause mild irritation to the animal's nasal passages and when an animal touches, tastes, or smells Repels-All, it triggers their natural instinct to escape or avoid, and the animal may simply leave the area.

Simply spray Repels-All on trees, shrubs, ornamental plants, and some structural components to prevent damage. The repellent effects can last for up to two months depending on rainfall and Repels-All is people and pet-safe when used as directed.

Repels-All is the perfect nuisance animal repellent product for your home, campsite, or anywhere else you may need it.



Scan for Label



You can use Bonide Repels-All Ready-to-Use Spray by applying it directly to outdoor areas, plants, and structures you want to protect, making sure to cover surfaces evenly and reapply as needed. It works by creating a strong scent and taste animals avoid, and it's safe for people, pets, and plants when used as directed.

### How to Use Bonide Repels-All Ready-to-Use Spray

#### 1. Shake the bottle well

The ingredients (like egg solids, garlic, and cloves) settle naturally, so shaking ensures an even mixture.

#### 2. Apply directly to the areas you want to protect

You can spray:

Around your yard, garden, and flowerbeds

On outdoor structures (sheds, decks, garbage cans)

Around pools, patios, campsites, RV areas

On ornamental plants (**Do not use on edible plants**)

#### 3. Spray until surfaces are lightly coated

You don't need to soak the area—just a uniform mist is enough to leave scent and taste cues animals avoid.

#### 4. Let it dry

Once dry, the odor becomes less noticeable to humans but remains effective for animals.

#### 5. Reapply as needed

Reapply after heavy rain or if animal activity returns.

Protection can last up to 2 months depending on weather and conditions.

**As a foliar application**, spray leaves, stems and branches thoroughly from all angles, until run-off occurs or plants look wet. Allow 6 hours of drying time before watering plants or expected rainfall. Treat vulnerable plants at the beginning of their growth cycle and repeat at 7 to 10 day intervals during periods of rapid growth. Apply monthly during periods of moderate growth. Do not apply directly to fruit or vegetable crops intended for human consumption. Apply to the area around desirable fruit or vegetables to form a repelling barrier.


Best results are obtained when the temperature is between 35° - 85° F. After the product has dried, it will not wash off in the rain.

**To protect Bulbs and Seeds** from birds, squirrels,

chipmunks, moles, voles, pine and meadow mice, treat bulbs before storage or planting. Remove old skin and soil, and then spray thoroughly until wet. Allow to dry before storing or planting. Seeds can be sprayed at time of planting.

**For application to hard surfaces (to prevent gnawing and cribbing)**, such as Decks, Patios, Garbage Cans, Outdoor furniture, Fences, etc., spray thoroughly until run-off occurs. First, test an inconspicuous area to determine if staining occurs. Repeat at 7-10 day intervals.

# Bonide Sales Tips




## Repels-All Animal Repellent Granules

Keep animals away with Bonide Repels-All Animal Repellent Granules! Do you have nuisance animals like squirrels, deer, rabbits, chipmunks, skunks, raccoons, porcupines, or groundhogs invading your lawn, ornamental garden, or planting areas? Bonide Repels-All is an easy and affordable way to keep more than a dozen different wild animal species away from these areas. Repels-All acts as a natural deterrent to squirrels, deer, rabbits, chipmunks, mice, skunks, rats, beavers, raccoons, porcupines, birds, groundhogs and even more pests!

This unique blend contains natural ingredients that cause mild irritation to the animal's nasal passages and when an animal touches, tastes, or smells Repels-All, it triggers their natural instinct to escape or avoid, and the animal may simply leave the area.

This long-lasting and easy-to-use product protects your yard, garden, flower beds and more from a variety of pesky critters. Simply sprinkle Repels-All granules around your lawns, trees, shrubs, and ornamental gardens to prevent damage to plants or property. This special formula is biodegradable and when used as directed is safe for use around people and pets and will not harm your desirable plants in your yard, ornamental garden and surrounding landscaping. The repellent effects can last for up to two months depending on rainfall and Repels-All is people and pet-safe when used as directed.

Repels-All is the perfect nuisance animal repellent product for your home, campsite, or anywhere else you may need it. Use the easy-to-use shaker bottle to apply granules as a barrier around the areas you wish to protect, and lightly water in.



Scan for Label



 **People & Pet Safe**  
when used as directed

**You can use Bonide Repels-All Granules easily once you know the basic steps. The product works by creating a scent barrier that animals don't want to cross, so the key is applying it in the right places and in the right pattern.**

## **How to Use Bonide Repels-All Granules**

### **1. Identify the areas you want to protect**

#### **Common spots include:**

Around garden beds

Lawns and landscaping

Around sheds, decks, patios

Along fences or property lines

Near garbage or compost areas

### **2. Apply the granules**

#### **PERIMETER/BARRIER TREATMENT**

Sprinkle a band 6 - 8 inches wide, next to and around the area you wish to protect. Lightly sprinkle—not a thick pile, just enough to form a perimeter.

#### **BROADCAST TREATMENT**

Use convenient shaker to sprinkle over the area you wish to protect.

Lightly water granules in after application if no rain or irrigation is expected.

### **3. Reapply as needed**

The product can last up to 60 days, but heavy rain or irrigation can reduce effectiveness.

Reapply if you notice animal activity returning.

### **4. General tips**

Safe for people, pets, and plants when used as directed.

Reapply after heavy or frequent rainfall.

When treating young, vulnerable plantings, make first application at the beginning of their growth cycle and repeat at 7-to-10-day intervals during periods of rapid growth. Apply monthly during periods of moderate growth. Do not apply directly to edible crops intended for human consumption. Apply to the area around desirable edibles to form a repellent barrier.

#### **BULB TREATMENT**

After placing bulbs in planting hole, apply one (1) tablespoon of product into the hole, making sure granules surround the bulb, then backfill with soil.